



# Non-Terminal Area Improvement Program



# Background

Focus has been on modernization of the Terminal Area

Business needs beyond the Terminal Area

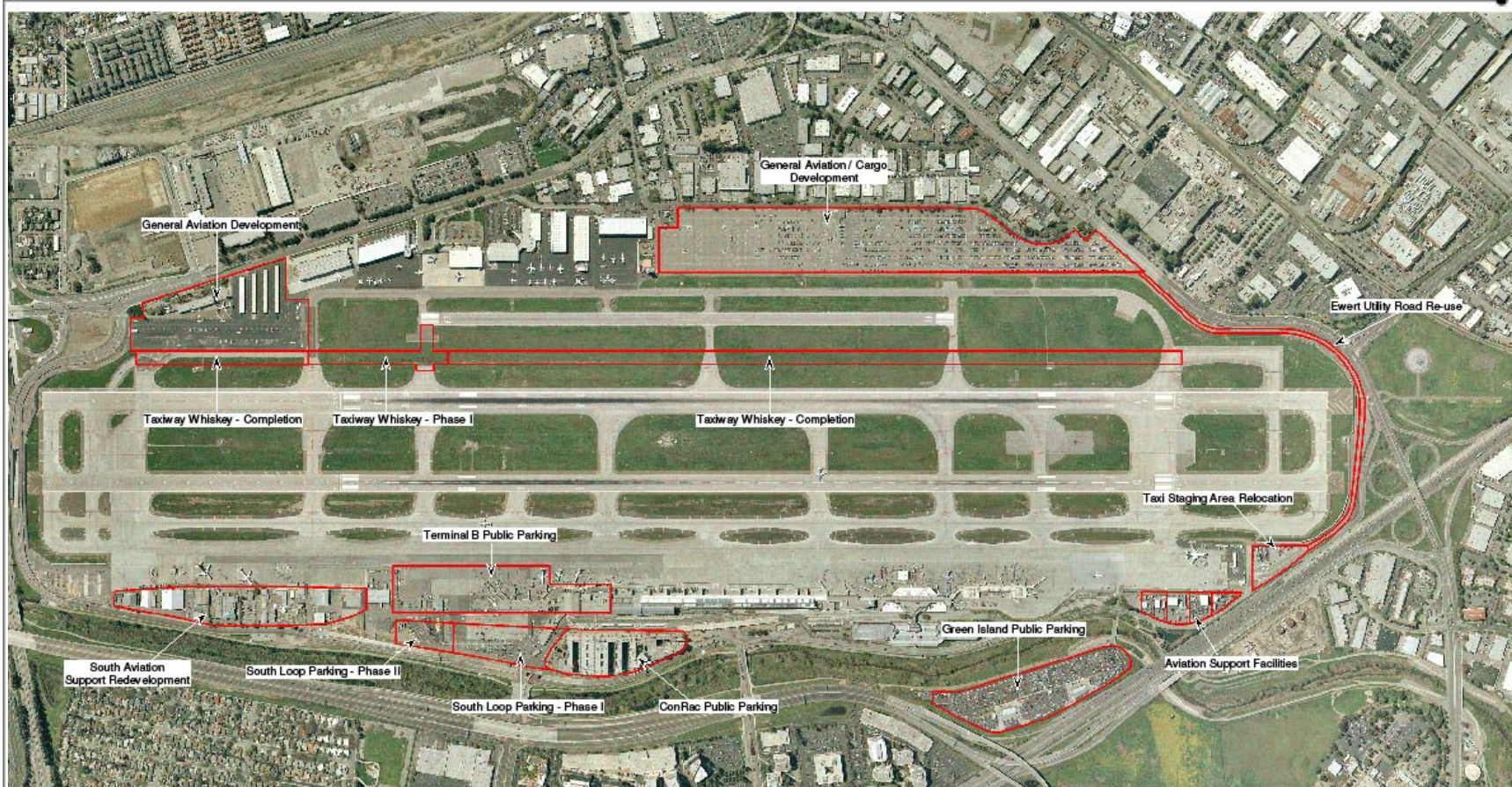
Demand for convenient customer parking closer to terminals

Need For Renewal of Aviation Support Facilities

Interest in use of west side land

Increase in demand for corporate aviation

# Program Definition - Projects





# Program Definition - Projects

## **North East Area**

- Taxi Staging Area Relocation
- Green Island Public Parking
- Ewert Road Reuse
- Terminal Support Facilities Development

## **North West Area**

- Taxiway Whiskey
- West Side General Aviation Development



# Program Definition - Projects

## **South East Area**

- South Aviation Support Area Redevelopment
- South Loop Public Parking
- Terminal B Public Parking

## **South West Area**

- General Aviation Development



# Program Definition - Cost

**Costs to Airport will be primarily for site preparation and providing utility infrastructure**

**Taxiway Whiskey will be largest single cost to City (\$56 million)**

- **Currently unfunded**
- **80% Grant Reimbursable**

**Majority of investment will be by third party developers**



# Steps To Implement NTAIP

Terminal Area Parking Projects Underway

Southwest GA Area Request For Proposal Upcoming

Planning For Rehabilitation of Southeast and Northeast Area

Master Plan Amendment needed for updated forecast and changes in general aviation and air cargo development location

- Extend plan horizon from 2017 to 2027
- Designate 28 acres (from current 53) on east side for air cargo
- Designate 102 acres (from current 58) for GA on west side



## West Side Financial Benefits to the Region

4,000 new jobs

\$240 million in new wages

\$200 million in GDP

\$6 million in local share of increased federal taxes

\$26 million in local share of increased state taxes

\$24 million in increased local taxes

Note: Order of magnitude estimates

Based on concept level analysis of a hypothetical, all large FBO

Includes Direct and Indirect benefits

All monetary benefits occur annually



## Benefits – To Airport & General Fund

Annual Airport Revenues \$4.3 million

- Fuel flowage, ground rent, etc.

Annual General Fund Revenues \$3.8 million

- General Fund share of property taxes

**Total Annually To City Funds \$8.1 million**

Note: Based on concept level analysis of a hypothetical, all large FBO

All monetary benefits occur annually



# Environmental Impacts- Activity

	Current MP	Current Activity (2009)	Forecast MP
Forecast Horizon Year	2017	N/A	2027
Air Passengers	17.6 million	8.3 million	17.6 million
Cargo Tonnage	315,300	59,471	189,700
Cargo Operations	13,100	2,364	6,800
GA Based Aircraft	360	149	209
GA Operations	129,700	40,342	73,200
Total Operations	330,000	145,838	263,800



# Environmental Impacts - Summary

Addendum to Airport Master Plan EIR anticipated

Reduction in projected aircraft operations of 66,000 annually

- Approximately 180 fewer operations per day

Impacts, including noise, air quality, traffic, biological resources, cultural resources, and hydrology will be the same or less than in the existing EIR

# Change In Activity – Cargo Aircraft



## McDonnell Douglas MD-11

Take Off: 95.00  
Sideline: 96.50  
Approach: 104.40  
**Average : 98.6**

Engine: PW4462

## McDonnell Douglas DC-8

Take Off: 95.70  
Sideline: 92.80  
Approach: 98.50  
**Average : 95.7**

Engine: CFM56-2-C1



## Boeing 767-300

Take Off: 89.20  
Sideline: 96.40  
Approach: 96.50  
**Average : 94.0**

Engine: CF6-80C2-B6

## Boeing 737-300

Take Off: 85.70  
Sideline: 91.90  
Approach: 100.10  
**Average : 92.6**

Engine: CFM56-3B-2



Figures are in decibels (db)

# Change In Activity – GA Aircraft



## Bombardier Global Express

Take Off: 82.10  
Sideline: 88.70  
Approach: 89.80  
**Average : 86.9**

Engine: BR700-710-A2-20

## Dasault Falcon 2000

Take Off: 79.40  
Sideline: 86.40  
Approach: 93.10  
**Average : 86.3**

Engine: CFE738-1-1B



## Cessna Citation X

Take Off: 72.30  
Sideline: 83.00  
Approach: 90.20  
**Average : 81.8**

Engine: AE3007C

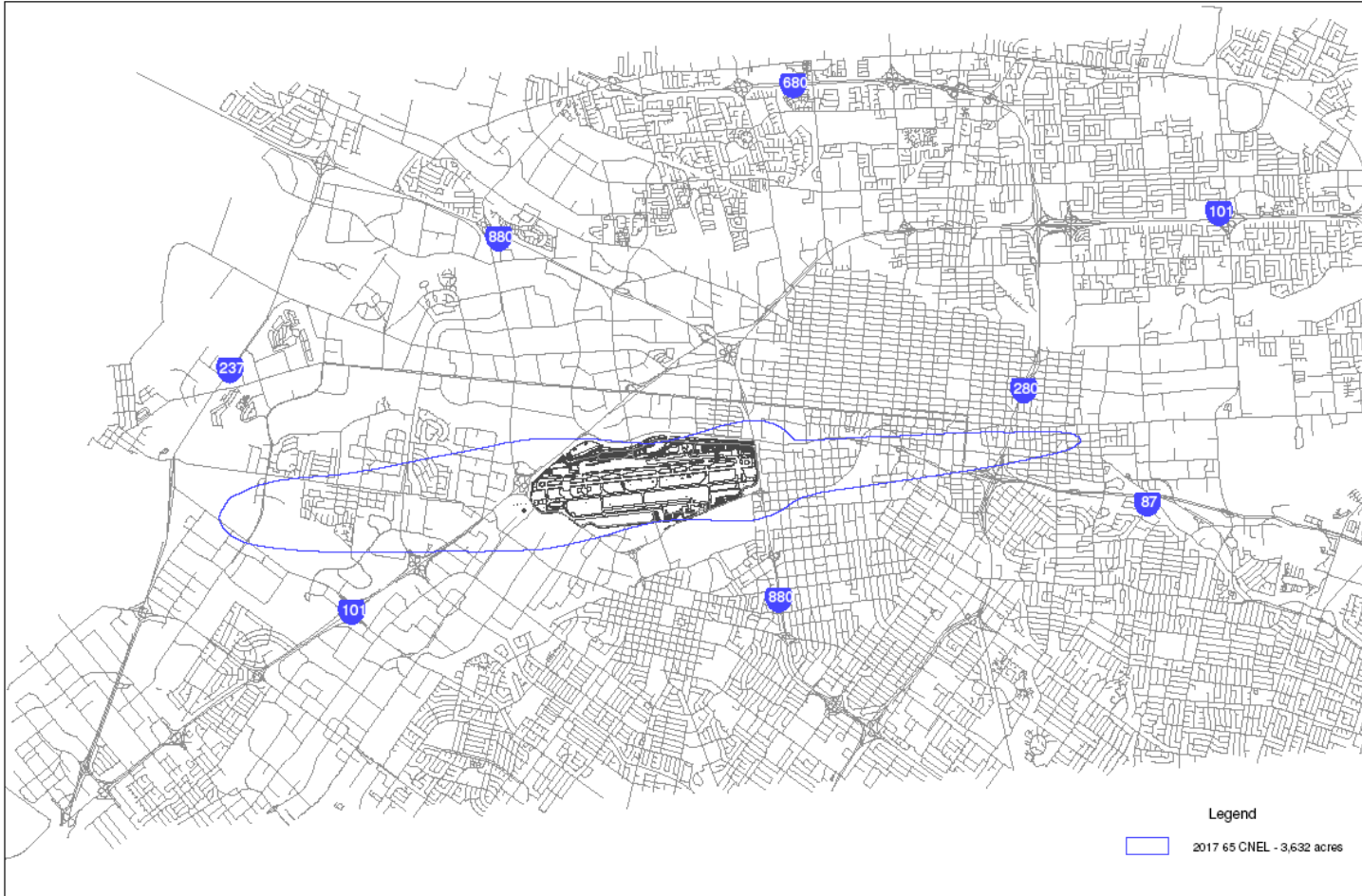
70-75db  
at 50 feet



Figures are in decibels (db)

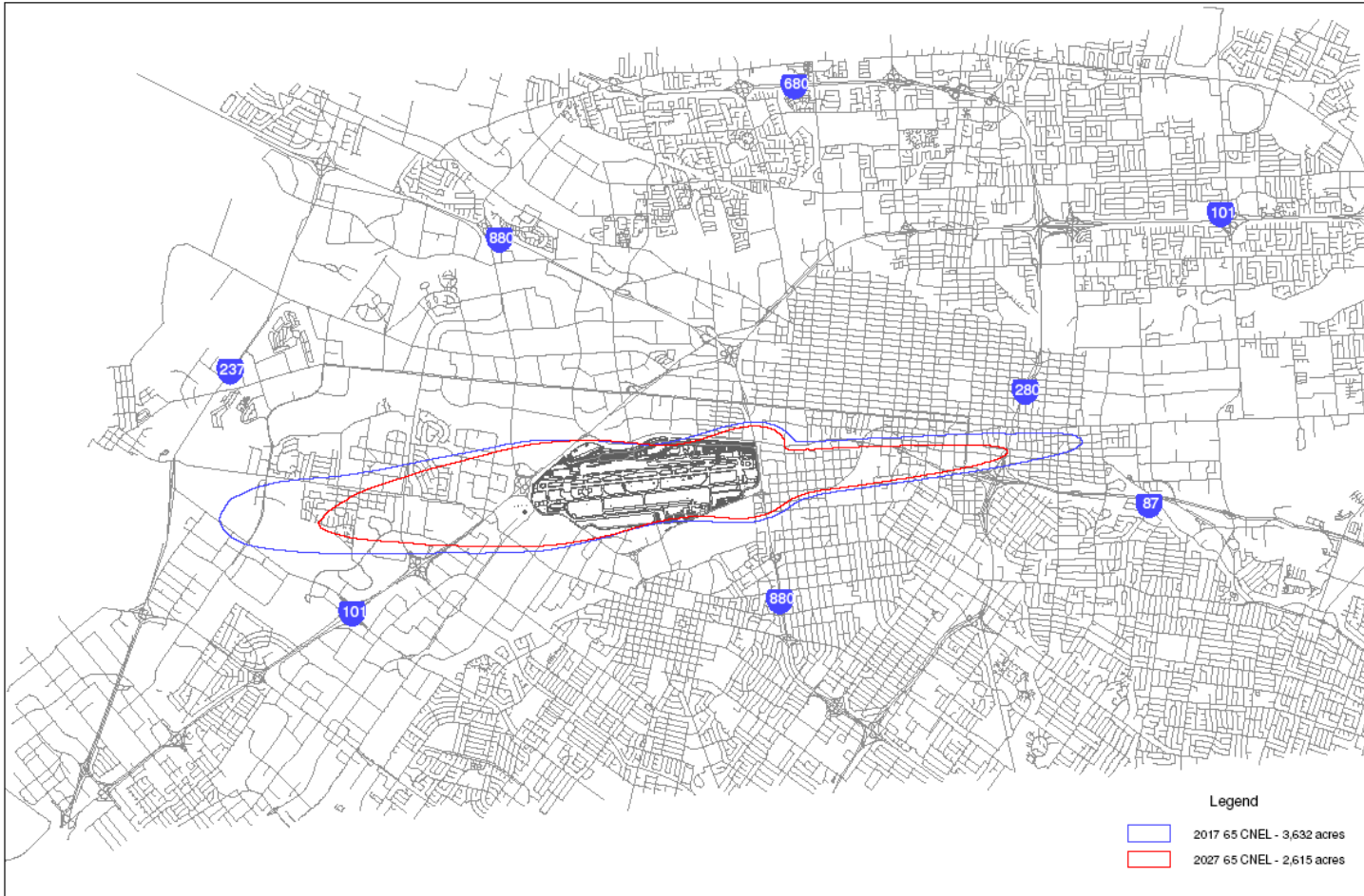


# Change In Activity – Noise Contours





# Change In Activity – Noise Contours



Legend  
2017 65 CNEL - 3,632 acres  
2027 65 CNEL - 2,615 acres





# NTAIP Approvals Needed

## City Council

- Approval of MP Amendment, June 2010
  - With prior review by Airport and Planning Commissions, and County ALUC
- Approval of Lease for SW GA Area, 3<sup>rd</sup> Quarter 2010
- Approval of Capital Budget for enabling projects
- Approval of third party leases for development projects

County – ALUC Review

State - None

Federal – Approval of Airport Layout Plan



# Master Plan Amendment Process

Mayor and Council Briefings	January
Airport Commission Briefing	February 8
Stakeholder Outreach Meetings	March
ALUC Hearing/Action	March 24
Airport Commission Hearing/Action	April 13
Planning Commission Hearing/Action	April 21
T&E and CED Committees	May 3 and 24
Council Action	June



## Program Definition – Completion Schedule

### **North East Area**

Taxi Staging Area Relocation

2<sup>nd</sup> Quarter 2010

Green Island Public Parking

1<sup>st</sup> Quarter 2011

Ewert Road Reuse

2<sup>nd</sup> Quarter 2012

Terminal Support Facilities

2<sup>nd</sup> Quarter 2012

### **North West Area**

Taxiway Whiskey

Depend on Grant Funding

West Side GA Development

3<sup>rd</sup> Quarter 2013



## Program Definition – Completion Schedule

### **South East Area**

South Aviation Support Area

2nd Quarter 2016

South Loop Public Parking

4th Quarter 2010

Terminal B Public Parking

1st Quarter 2011

### **South West Area**

GA Development – SW Area

3rd Quarter 2012



# Reference Material

[www.SJC.org](http://www.SJC.org)

## Program Overview Proposed Master Plan Amendment 2027

- Master Plan EIR Addendum
- Demand Forecasts Update
- Facility Requirements Update



# Non-Terminal Area Improvement Program

